

















# Domestic Ancillaries

We offer a full range of domestic and commercial ducting and ancillaries. If the product that you require is not listed, please contact us on 0845 27 27 810 for prices and specific lead times.

Product	Description	EnviroVent Code	Dimensions (mm)			Resistance (Pa)			
			External Diameter	External Measurement	Internal Measurement	Length	@15 l/s	@30 l/s	@60 l/s
Round Ducting									
	Round Rigid Ducting PVC	1RD 100 X 2M 1RD 125 X 2M 1RD 150 X 2M	Ø100 L 2000 Ø125 L 2000 Ø150 L 2000				1 0.4 0.2	2.8 1.4 0.8	6.2 3.8 2.4
	Round Sleeve Pipe Creates Telescopic Assembly With Round Pipe	1RD SL 100 X 1M 1RD SL 125 X 1M 1RD SL 150 X 1M	Ø100 L 1000 Ø125 L 1000 Ø150 L 1000				0.5 0.2 0.1	1.4 0.7 0.4	3.1 1.9 1.2
	Telescopic Assembly	1RD TA 100MM 1RD TA 125MM 1RD TA 150MM	Ø100 L 250 - 450 Ø125 L 250 - 450 Ø150 L 250 - 450				Figures vary according to length		
	Round Connectors	1RD CON 100MM 1RD CON 125MM 1RD CON 150MM	Ø100 Ø125 Ø150				0.9 0.2 0.1	4.2 0.9 0.2	20.4 4.3 1.1
	'T' Piece Connector PVC	1RD TPIECE 100 1RD TPIECE 125	Ø100 Ø125				Figures vary on installation		
	Polyester Reinforced PVC Flexible Hose Ducting	1RDFLEXGR100X10M 1RDFLEXGR125X10M 1RDFLEXGR150X10M	Ø100 L 10000 Ø125 L 10000 Ø150 L 10000				- - -	- - -	- - -
	Flexible Hose Ducting	1RD FLEX 100 X 3M 1RD FLEX 100 X 6M 1RD FLEX 100 X 15M 1RD FLEX 125 X 3M 1RD FLEX 125 X 6M 1RD FLEX 150 X 3M 1RD FLEX 200 X 1M 1RD FLEX 200 X 3M 1RD FLEX 200 X 6M	Ø100 L 3000 Ø100 L 6000 Ø100 L 15000 Ø125 L 3000 Ø125 L 6000  Ø200 L 1000 Ø200 L 3000 Ø200 L 6000				Figures vary on installation		
	Insulated Flexible Hose Ducting	1RD INS FLEX 100 1RD INS FLEX 125 1RD INS FLEX 150	Ø100 L 10000 Ø125 L 10000 Ø150 L 10000				Figures vary on installation		
	Acoustically Insulated Aluminium Hose Ducting	1RDACOFLEX100 1RDACOFLEX125 1RDACOFLEX150					- - -	- - -	- - -
	90° Bend	1RD 90 BEND 100 1RD 90 BEND 125 1RD 90 BEND 150	Ø100 Ø125 Ø150				5.6 2 1	21.1 8.4 4.2	80.1 34.9 18.2
	45° Bend	1RD 45 BEND 100 1RD 45 BEND 125	Ø100 Ø125				2.1 0.7	8.2 2.9	31.4 12.2

# Domestic Ancillaries

We offer a full range of domestic and commercial ducting and ancillaries. If the product that you require is not listed, please contact us on 0845 27 27 810 for prices and specific lead times.

Product	Description	EnviroVent Code	Dimensions (mm)	Resistance (Pa)		
			Ø ▶ External Diameter ─▶ External Measurement =▶ Internal Measurement L ▶ Length	(these are estimates only)		
				@15 l/s	@30 l/s	@60 l/s
<b>Ducting Accessories</b>						
	Condensation Traps With Overflow, Requires 22mm Pipe	1RD 100 X 2M	Ø100 L 2000	1	2.8	6.2
		1RD 125 X 2M	Ø125 L 2000	0.4	1.4	3.8
		1RD 150 X 2M	Ø150 L 2000	0.2	0.8	2.4
	Duct Insulation Sleeve	1RD SL INS 100	Ø100 L 2000	-	-	-
	Cable Ties	1 AC CAB TIE PK	450 X 8 - Pack of 100	-	-	-
	Flat Channel Clip Ducting Clips To Suit Flat Channel Ducting	1FD CLIP 110 X 54	≡ 110 x 54	-	-	-
		1FD CLIP 204 X 60	≡ 204 x 60	-	-	-
	Universal Backdraught Shutter	1RD EFBDS	Ø95	-	-	-

## Round Wall Kits












Available in White, Grey, Brown, Cotswold Stone and Terracotta

Please state which colour grille you require and replace the \*\* at the end of the EnviroVent code with one of the following colour codes when ordering: White - WH / Grey - GR / Cotswold Stone - CO / Terracotta - TC

	High Rise Installation Kit With Round Cowl Outlet	1RD EFPTK**	1RD SL 100 X 1M	-	-	-
	Telescopic Outlet Set With Weatherproof Cowl	1RD TELE 100**	Ø100 L 1000	Figures vary on installation		
		1RD TELE 125**	Ø125 L 1000			
		1RD TELE 150**	Ø150 L 1000			
	Wall Kit	1RD EFWAK 100**	Ø100 L 250 - 450	-	-	-
		1RD EFWAK 125**	Ø125 L 250 - 450	-	-	-
		1RD EFWAK 150**	Ø150 L 250 - 450	-	-	-
	Envirovent Filterless Extract Fan Window Kit	EFWIK	To fit 105 - 160	-	-	-






# Domestic Ancillaries

We offer a full range of domestic and commercial ducting and ancillaries. If the product that you require is not listed, please contact us on 0845 27 27 810 for prices and specific lead times.

Product	Description	EnviroVent Code	Dimensions (mm)	Resistance (Pa)		
			Ø ▶ External Diameter ≡ ▶ External Measurement = ▶ Internal Measurement L ▶ Length	(these are estimates only)		
				@15 l/s	@30 l/s	@60 l/s
Flat Ducting, Roof Venting Kits & Cowls            	Flat Channel Ducting For Use With The Low Profile System	1FD 110 X 54 1M 1FD 110 X 54 1.5M 1FD 204 X 60 1M 1FD 204 X 60 1.5M 1FD 204 X 60 2M	≡ 110 X 54 L 1000 ≡ 110 X 54 L 1500 ≡ 204 X 60 L 1000 ≡ 204 X 60 L 1500 ≡ 204 X 60 L 2000	-	-	-
	Flat Channel Connector For Use With Low Profile Ducting	1FD CON 110 X 54 1FD CON 204 X 60	= 110 X 54 = 204 X 60	0.3 0.1	1.4 0.4	6.3 1.5
	Rectangular PVC Flexible Ducting	1FD FLEX 204 3M	= 204 X 60 L 1000	-	-	-
	Adjustable Horizontal Bend	1FD ADJBEND 204	= 204 X 60	0.7	2.1	6.3
	Horizontal 90° Bend Female Fittings Suitable For Above Kitchen Cupboards	1FD 90H BEND 110 1FD 90H BEND 204	= 110 X 54 = 204 X 60	9.8 2.1	39.8 8.4	161.9 33.7
	Vertical 90° Bend Female Fittings Suitable For Above Kitchen Cupboards	1FD 90V BEND 110 1FD 90V BEND 204	= 110 X 54 = 204 X 60	15.6 2.6	62.8 10.8	252.7 44.3
	Weathering Collar For Extract Ventilation Pipes	1RV COLLAR 110	Ø110	-	-	-
	Extract Cover Roof Cowl For Extract Ventilation Pipes	1RV COVER 110	Ø110	-	-	-
	Through Roof Vent With Weathering Slate 100mm Roof Cowl And 500mm Soil Pipe	1RV VENT ANGLED 1RV VENT FLAT	Ø110 457 X 457 (angled) Ø110 406 X 406 (flat)	-	-	-
	Weathering Slates Aluminium	1RV SLATE ANGLE 1RV SLATE FLAT	for Ø110 angled 457 X 457 flat 406 X 406	-	-	-
	Five In One Roof Vent Kit 500 X 500mm Lead Through Roof Ventilation Terminal.  Available In Dark Grey.	1RV VENT 5 IN 1	Ø100 Ø110 Ø125 Ø150 Ø160	-	-	-

# Domestic Ancillaries





We offer a full range of domestic and commercial ducting and ancillaries. If the product that you require is not listed, please contact us on 0845 27 27 810 for prices and specific lead times.

Product	Description	EnviroVent Code	Dimensions (mm)			Resistance (Pa)			
			External Diameter	External Measurement	Internal Measurement	Length	(these are estimates only)		
			Ø	▬	=	L	@15 l/s	@30 l/s	@60 l/s
<b>Rectangular Grilles</b>									
	<b>Fixed Louvre</b> External Wall Grille For Flat Channel Ducting	1FD FIX LOUV**		▬ 110 X 54					
	<b>Egg Crate Grille</b> To Fit Low Profile Ducting	1FD EGG CRATE**		▬ 110 X 54			2	7.5	30
	<b>Slimline Airbrick</b>	1AC HOR LOUV** 1AC VER LOUV**		▬ 204 X 60 (Horizontal) ▬ 60 X 204 (Vertical)			7.2 5.1	27.8 21	108.1 80
	<b>Gravity Shutters</b> To Fit Low Profile Ducting	1FD GRAVITY**		▬ 110 X 54			5	8	33
	<b>Cowlled Wall Outlet</b> With Damper To Fit Low Profile Ducting	1FD COWL OUT**		▬ 110 X 54			6.1	16.7	68.2

## Round & Multi-Fit Grilles

Available in White, Grey, Brown, Cotswold Stone and Terracotta

Please state which colour grille you require and replace the \*\* at the end of the EnviroVent code with one of the following colour codes when ordering: White - WH / Grey - GR / Cotswold Stone - CO / Terracota - TC

	<b>Cowlled Wall Outlet</b> With Damper	1RD COWL 100**	Ø100	6.7	12.5	41.6
		1RD COWL 125**	Ø125	5.8	7.7	13.1
		1RD COWL 150**	Ø150	5.3	8	14.5
	<b>Fixed Louvre Grille</b> External Wall Grille	1RD GRILL 100**	grille ▬ 140 X 140 spigot Ø100			
		1RD GRILL 125**	grille ▬ 160 X 160 spigot Ø125			
		1RD GRILL 150**	grille ▬ 180 X 180 spigot Ø150			
		1RD GRILL 300**	grille ▬ 362 X 362 spigot Ø300			
	<b>Gravity Shutters</b> External Wall Grille	1RD GRAV 100**	grille ▬ 140 X 140 spigot Ø100			
		1RD GRAV 125**	grille ▬ 160 X 160 spigot Ø125			
		1RD GRAV 150**	grille ▬ 180 X 180 spigot Ø150			
	<b>Egg Crate Grille</b> External Wall Grille	1RD EGG 100**	grille ▬ 140 X 140 spigot Ø100			
		1RD EGG 125**	grille ▬ 160 X 160 spigot Ø125			
		1RD EGG 150**	grille ▬ 180 X 180 spigot Ø150			
	<b>Multi-Fit Grilles</b> Dual Fitting For Round And Rectangular Ducting	1MF FIX LOUV - Fixed Louvre		2	7.9	30.4
		1MF GRAVITY - Gravity Shutters		9.2	10.8	11.4
		1MF COWL OUT - Cowlled Outlet	Ø100 or ▬ 110 X 54	6.7	12.5	41.6
		1MF EGG CRATE - Egg Crate		2	7.5	30








# Domestic Ancillaries

We offer a full range of domestic and commercial ducting and ancillaries. If the product that you require is not listed, please contact us on 0845 27 27 810 for prices and specific lead times.

Product	Description	EnviroVent Code	Dimensions (mm)	Resistance (Pa)		
			Ø ▶ External Diameter ■▶ External Measurement =▶ Internal Measurement L ▶ Length	(these are estimates only)		
				@15 l/s	@30 l/s	@60 l/s
<b>Accessories</b>						
	Key Switch	1AC SWITCH KEY 1AC SWH KEY CO	80 X 80 80 X 80 - Cable Outlet	-	-	-
	Galvanised Fixing Band Zinc Coated 10m	1AC GALV BAND	12mm X 0.7mm L 10000	-	-	-
	Envirovent Filterless Fan Ceiling Mounting Kit	1AC EFCMBR	■ 235 x 285 = 195 x 250	-	-	-
	Fire Collars	1RD FIRE COLLAR 1RD FIRE WRAP	Metal - One Hour Rating Wrap	-	-	-
	Fire Dampers Mounted Vertically Or Horizontally	1RD FIREDAM 100 1RD FIREDAM 125 1RD FIREDAM 150	Ø 100 Fusible link fire damper Ø 125 Fusible link fire damper Ø 150 Fusible link fire damper	-	-	-
	Fire Break Duct Connector	1RD FIRE BRK 110 1RD FIRE BRK 204	= 110 X 54 L 125 = 204 X 60 L 125	-	-	-
	Acoustic Instumescent Mastic	1AC ACR MASTIC	310ml	-	-	-
	Envirovent Loft Mounted Unit Filter	FILTER EVL	G4 Standard high grade filter	-	-	-
	Envirovent Wall Mounted Unit Filter	FILTER EVF	Insect filter	-	-	-
	Duct Tape	1AC DUCT TAPE	50 Metre Roll - 50mm Wide Silver PVC	-	-	-
	Box Profile	1AC BP CAS 2020	casing 200 X 200 X 5 L 3000	-	-	-
		1AC BP CAS 3020	casing 300 X 200 X 5 L 3000	-	-	-
		1AC BP EXT 2020	external bend 200 X 200	-	-	-
		1AC BP INT 2020	internal bend 200 X 200	-	-	-
		1AC BP EXT 2030	external bend 200 X 300	-	-	-
		1AC BP INT 2030	internal bend 200 X 300	-	-	-
		1AC BP EXT 3020	external bend 300 X 200	-	-	-
		1AC BP INT 3020	internal bend 300 X 200	-	-	-
		1AC BP CAP 2020	profile stop ends caps 200 X 200 X 5	-	-	-
		1AC BP CAP 3020	profile stop ends caps 300 X 200 X 5	-	-	-
		1AC BP CAP 2030	profile stop ends caps 200 X 300 X 5	-	-	-

# Domestic Ancillaries




We offer a full range of domestic and commercial ducting and ancillaries. If the product that you require is not listed, please contact us on 0845 27 27 810 for prices and specific lead times.

Product	Description	EnviroVent Code	Dimensions (mm)	Resistance (Pa)		
				@15 l/s	@30 l/s	@60 l/s
<b>Adaptors</b>						
	Airbrick Adaptor For Use With Flat Channel Ducting And Slimline Airbricks	1AD AIRBRICK204	204 X 60	1.2	4.7	17.8
	Airbrick To Round Ducting Adaptor	1AD AIRBRICK100	204 X 60 to Ø100	3.5	14	57
	Elbow 90° Bend	1AD 90BD100-110	110 X 54 to Ø100	8	33.1	136.4
		1AD 90BD100-204	204 X 60 to Ø100	1.2	7	28
		1AD 90BD125-204	204 X 60 to Ø125	1.2	6.6	26
		1AD 90BD150-204	204 X 60 to Ø150	1.1	5.6	21
	Round To Rectangular Adaptor	1AD CON 100-110	110 X 54 to Ø100	3.7	14.6	58
		1AD CON 125-204	204 X 60 to Ø125	0.7	3	12
	Horizontal 'T' Piece	1AD TPIECE 110	110 X 54	Figures vary on installation		
		1AD TPIECE 204	204 X 60			
	Circular Reducer To Connect Differing Pipe Sizes	1AD CON 125-100	Ø125 to Ø100	1.5	5.9	24
		1AD CON 150-125	Ø150 to Ø125	0.6	1	2.8
	Offset Spigot	1AD OFFSET SPIG	2550 X 195 X 35 Ø140 to Ø100	2	7	30

## Diffusers

Available in White, Grey, Brown, Cotswold Stone and Terracotta

Please state which colour grille you require and replace the \*\* at the end of the EnviroVent code with one of the following colour codes when ordering: White - WH / Grey - GR / Cotswold Stone - CO / Terracotta - TC

	Adjustable Ceiling Vents Duct Valves With Spring Connection	1DIF VALVE 100	Ø100	7	60	-
		1DIF VALVE 125	Ø125	3	60	150
		1DIF VALVE 150	Ø150	1	30	100
	Envirovent Diffuser For The Envirovent Loft Mounted Unit	1DIF EVL DIF	body 285 X 285 X 55 spigot Ø200	1.5	6.4	27.8
	Mini Diffuser	1DIF EVL SML1	spigot Ø100	-	-	-

# Remote Sensors

## Humidity Sensor (HIG-2)



Enables the automatic on/off operation of an extract fan by monitoring the relative humidity level.

- > Adjustable pre-set RH level 60%-90%
- > Automatically switches the fan on or off

IP Protection	Electrical Insulation Class	Maximum Current (A)	Operating Temp.	Humidity Adjust.
IP-21	Class 2	6 (2)	0-40°C	60%-90%

## Air Quality Sensor (SQA)



Automatically switches the fan on when the quality of the ambient air deteriorates below an acceptable level due to fumes, odours, tobacco, smoke or dampness etc. The SQA has an adjustable run on timer facility, which enables the fan to operate for a pre-selected time period after the air quality sensor has switched off.

IP Protection	Electrical Insulation Class	Maximum Current (A)	Operating Temp.	Timer Adjust. (mins)
IP-21	Class 2	6 (2)	0-50°C	1-25

## PIR Detector (CPFL-S)



Wall fitting PIR detector, sensitive to infrared radiation from body heat of people moving, with a 360° detection angle

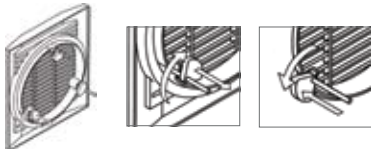
Power Supply: 1-230V

## STYLVENT Installation

Fast and simple three stage installation. Installation in glass or panels from 3mm to 25mm thick.

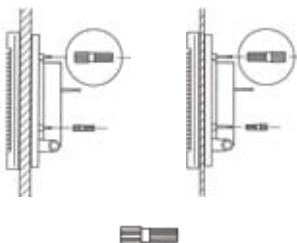
### Stage One - External Grille

Once in position, the external grille is held by three rubber plugs which allow the installer to assemble the interior section of the fan.



### Stage Two - Support Frame

To enable easy mounting of the support frame, the holes are tapered and fixing screws can be located depending on the glass/panel thickness:



3mm < thickness < 10mm / 10mm < thickness < 25mm

### Stage Three - Internal Grille

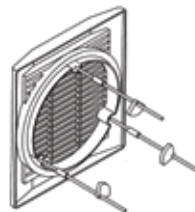


Finally, place the lugs on the top of the support frame into the rectangular slots on the front grille and click into position.

### Wall Mounted Installation

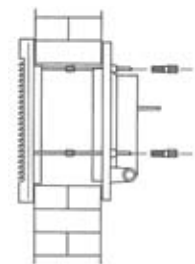
It is necessary to use the extended threaded rod set. Installation in walls from 25mm to 300mm thick

#### Stage One




Before installation, rods must be cut to 5mm less than the thickness of the wall. Cut a hole in the wall in accordance with the dimensions shown in the table (bottom right). Ensure that internal wall mounted surface is as smooth as possible.

#### Stage Two

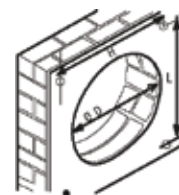


On the interior of the wall, mark the fixing hole position using the support plate as a template. Fit the threaded rods to the external guard using the threaded sleeves.

### Stage Three



Place the external grille into position and hold in place with the rubber plugs. The installation then follows the same stages as the glass installation except for the support frame installation, which has to be fixed using 2 or 4 screws (STYLVENT 150, 230 and 300 models respectively).



Model	ØD		H*	L*
	Min	Max		
150	187	190	117	121
230	259	262	152	165
300	327	330	322.5	357.3

\*There are only two diagonal fixing holes for model 150








### Accessories



Threaded rod and sleeves for use when installing the fans on walls from 25 mm up to 300 mm thick.

# Commercial & Light Industrial Ancillaries

We offer a full range of domestic and commercial ducting and ancillaries. If the product that you require is not listed, please contact us on 0845 27 27 810 for prices and specific lead times.

Product	Description	EnviroVent Code	Dimensions (mm)
	Polyester Reinforced PVC Flexible Hose Ducting	1RDFLEXGR200X10M 1RDFLEXGR250X10M 1RDFLEXGR300X10M 1RDFLEXGR350X10M 1RDFLEXGR400X10M 1RDFLEXGR450X10M 1RDFLEXGR500X10M	Ø200 L 10000 Ø250 L 10000 Ø300 L 10000 Ø350 L 10000 Ø400 L 10000 Ø450 L 10000 Ø500 L 10000
	Insulated Flexible Hose Ducting	1RD INS FLEX 200 1RD INS FLEX 250 1RD INS FLEX 300 1RD INS FLEX 350 1RD INS FLEX 400 1RD INS FLEX 450 1RD INS FLEX 500	Ø200 L 10000 Ø250 L 10000 Ø300 L 10000 Ø350 L 10000 Ø400 L 10000 Ø450 L 10000 Ø500 L 10000
	Acoustically Insulated Aluminium Hose Ducting	1RD ACO FLEX 200 1RD ACO FLEX 250 1RD ACO FLEX 300 1RD ACO FLEX 350 1RD ACO FLEX 400 1RD ACO FLEX 450 1RD ACO FLEX 500	Ø200 L 10000 Ø250 L 10000 Ø300 L 10000 Ø350 L 10000 Ø400 L 10000 Ø450 L 10000 Ø500 L 10000
	Polymer Single Deflection Grille (Walls & Partitions)	IN-SDEF150X150 IN-SDEF200X200 IN-SDEF250X250 IN-SDEF300X150 IN-SDEF300X300	150 X 150 Single Deflection 200 X 200 Single Deflection 250 X 250 Single Deflection 300 X 150 Single Deflection (S315) 300 X 300 Single Deflection
	Polymer Double Deflection Grille (Walls & Partitions)	IN-DDEF150X150 IN-DDEF200X200 IN-DDEF250X250 IN-DDEF300X150 IN-DDEF300X300	150 X 150 Double Deflection 200 X 200 Double Deflection 250 X 250 Double Deflection 300 X 150 Double Deflection (D315) 300 X 300 Double Deflection
	Polymer Air Transfer Door Grilles	IN-TG150X150 IN-TG200X200 IN-TG250X250 IN-TG300X150 IN-TG300X300	150 X 150 200 X 200 250 X 250 300 X 150 (T315) 300 X 300
	Worm Drive Clips	IN-WDC100 IN-WDC250 IN-WDC300 IN-WDC400	Ø100 Ø250 Ø300 Ø400





Dimensions (mm) 









- Ø ▶ External Diameter
- ▬ ▶ External Measurement
- ▬ ▶ Internal Measurement
- L ▶ Length

# Commercial & Light Industrial Ancillaries

We offer a full range of domestic and commercial ducting and ancillaries. If the product that you require is not listed, please contact us on 0845 27 27 810 for prices and specific lead times.

## Dimensions (mm)

-  External Diameter
-  External Measurement
-  Internal Measurement
-  Length

Product 	Description 	EnviroVent Code 	
	Fixed Louvre External Grills Aluminium	IN-FLEG450X450 IN-FLEG630X630 IN-FLEG900X900	450 X 450 (Models 315/400/450) 630 X 630 (Models 500/560/630) 900 X 900 (Models 710/800/900)
	Recessed Frame Louvre	IN-RFL200X200 IN-RFL315X315 IN-RFL400X400 IN-RFL500X500 IN-RFL600X600 IN-RFL710X710	200 X 200 315 X 315 400 X 400 500 X 500 600 X 600 710 X 710
	Sound Attenuator	IN-SA125X500 IN-SA125X1000 IN-SA160X500 IN-SA160X1000 IN-SA200X500 IN-SA200X1000 IN-SA250X500 IN-SA250X1000 IN-SA315X500 IN-SA315X1000 IN-SA355X500 IN-SA355X1000 IN-SA400X500 IN-SA400X1000	Ø125 Ø125 Ø160 Ø160 Ø200 Ø200 Ø250 Ø250 Ø315 Ø315 Ø355 Ø355 Ø400 Ø400
	Stepped Y Piece	IN-SWP200-2X200 IN-SWP200-2X250 IN-SWP250-2X250 IN-SWP300-2X200 IN-SWP300-2X300 IN-SWP315-2X315 IN-SWP400-2X300	1 X 200 - 2 X 200 1 X 200 - 2 X 200 1 X 250 - 2 X 250 1 X 300 - 2 X 200 1 X 300 - 2 X 300 1 X 315 - 2 X 315 1 X 400 - 2 X 300
	Duct Y Piece	IN-DYP100-100 IN-DYP100-150 IN-DYP100-125 IN-DYP100-150 IN-DYP100-150 IN-DYP100-200 IN-DYP100-200 IN-DYP100-250 IN-DYP100-300 IN-DYP100-250 IN-DYP100-300 IN-DYP100-300	2 X 100 into 1 X 100 2 X 100 into 1 X 150 2 X 125 into 1 X 125 2 X 125 into 1 X 150 2 X 150 into 1 X 150 2 X 150 into 1 X 200 2 X 200 into 1 X 200 2 X 200 into 1 X 250 2 X 200 into 1 X 300 2 X 250 into 1 X 250 2 X 250 into 1 X 300 2 X 250 into 1 X 300

# Commercial & Light Industrial Ancillaries



Polymer Egg Crate Grilles

EnviroVent Code	Dimensions
IN-ECG150X150	150 X 150
IN-ECG200X200	200 X 200
IN-ECG250X250	250 X 250
IN-ECG300X150	300 X 150
IN-ECG300X300	300 X 300
IN-ECG600X600	596 X 596 (600 X 600 Tile)



Plenum Boxes

EnviroVent Code	Dimensions
IN-PB150X150	150 X 150 Ø97 Connection
IN-PB200X200	200 X 200 Ø147 Connection
IN-PB250X250	250 X 250 Ø197 Connection
IN-PB300X150	300 X 150 Ø97 Connection
IN-PB300X300	300 X 300 Ø247 Connection
-	-



Grill Damper Opposed Blades

EnviroVent Code	Dimensions
IN-GD150X150	150 X 150
IN-GD200X200	200 X 200
IN-GD250X250	250 X 250
IN-GD300X150	300 X 150
IN-GD300X300	300 X 300
-	-



Black Polymer Plenum Box for Diffusers

EnviroVent Code	Dimensions
IN-BPPB300	To suit 300 diffusers
IN-BPPB450/500	To suit 450 and 500 diffusers
-	-
-	-
IN-BPPB600/625	To suit 600 and 625 diffusers



Black Polymer Opposed Blade Dampers for Diffusers

EnviroVent Code	Dimensions
IN-OBD300	To suit 300 diffusers
IN-OBD450/500	To suit 450 and 500 diffusers
-	-
-	-
IN-OBD600/625	To suit 600 and 625 diffusers



Polymer 4 Way Ceiling Diffusers

EnviroVent Code	Dimensions
IN-4WCD300X300	To suit 300 X 300 tile
IN-4WCD450X450	To suit 450 X 450 tile
IN-4WCD500X500	To suit 500 X 500 tile
IN-4WCD600X600	To suit 600 X 600 tile
IN-4WCD625X625	To suit 625 X 625 tile



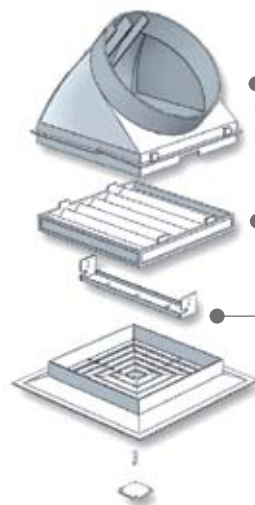
Fixing Kit

EnviroVent Code	Dimensions
IN-FKIT300	To suit 300 diffusers
IN-FKIT450/500	To suit 450 and 500 diffusers
-	-
-	-
IN-FKIT600/625	To suit 600 and 625 diffusers



Black Polymer Neck Reducer for 600mm Plenum

EnviroVent Code	Dimensions
IN-BPNR397-312	Ø397 to Ø312



Black Polymer Plenum Box for Diffusers

Black Polymer Opposed Blade Dampers for Diffusers

Fixing Kit

Polymer 4 Way Ceiling Diffusers