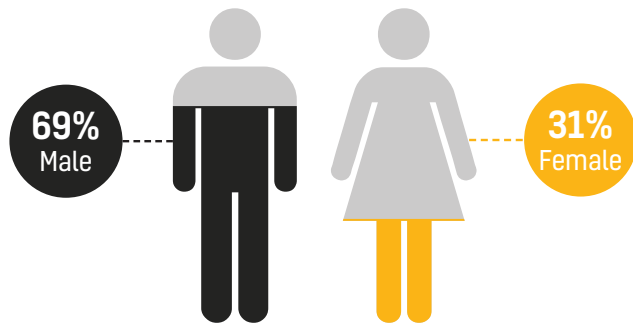




Our Workforce

Within our workforce we have 13 nationalities; our workforce is made up of 69% male and 31% female [05 April 2022].



Gender Pay Reporting - An Overview

We are required to report annually on six different measures:

- **Mean gender pay gap:** The difference between the mean hourly rate of pay of male full-pay relevant employees and that of female full-pay relevant employees
- **Median gender pay gap:** The difference between the median hourly rate of pay of male full-pay relevant employees and that of female full-pay relevant employees
- **Mean bonus gap:** The difference between the mean bonus pay paid to male relevant employees and that paid to female relevant employees
- **Median bonus gap:** The difference between the median bonus pay paid to male relevant employees and that paid to female relevant employees
- **Bonus proportions:** The proportions of male and female relevant employees who were paid bonus pay during the relevant period
- **Quartile pay bands:** The proportions of male and female full-pay relevant employees in the lower, lower middle, upper middle and upper quartile pay bands

It is important to note that this is different to the requirement to pay men and women equal pay for equal work. **We are confident we pay men and women equally for doing like-for-like work.** Gender pay reporting shows the difference between the average earnings of men and women across the organisation as a whole. The data must be published on our website and the report shows us how large the pay gap is between our male and female employees.



It is important to note that this is different to the requirement to pay men and women equal pay for equal work. **We are confident we pay men and women equally for doing like-for-like work.** Gender pay reporting shows the difference between the average earnings of men and women across the organisation as a whole. The data must be published on our website and the report shows us how large the pay gap is between our male and female employees.

The reporting takes a snapshot at a point in time, it is important to note that pay gaps can fluctuate from month to month and across pay quartiles depending on changes to headcount.

Our Data

Mean and Median Gender Pay Gap

The mean average hourly wage paid to women at EnviroVent is **25%** lower than the average hourly wage paid to men.

The median average hourly wage paid to women at EnviroVent is **28%** lower than the median average hourly wage paid to men.

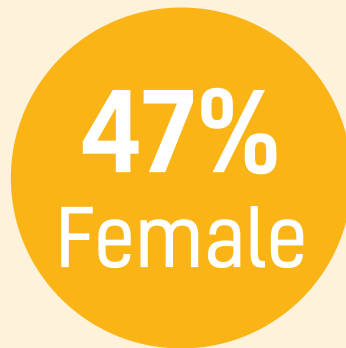
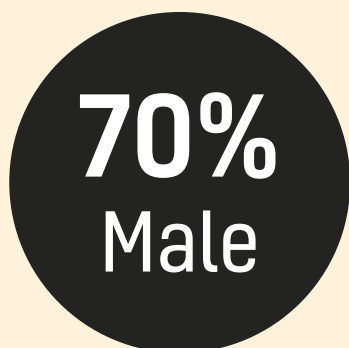
Bonus Pay Gap

A bonus/commission payment is awarded in several departments, in addition to this long service awards and cash vouchers for good performance are considered as bonus payments under the Gender Pay Gap reporting criteria.

Across each of the divisions where a bonus payment is applicable, the same eligibility rules to all colleagues.

	Mean difference between men and women	Median difference between men and women
Bonus Paid	45%	21%

Proportion of male to female receiving a bonus payment

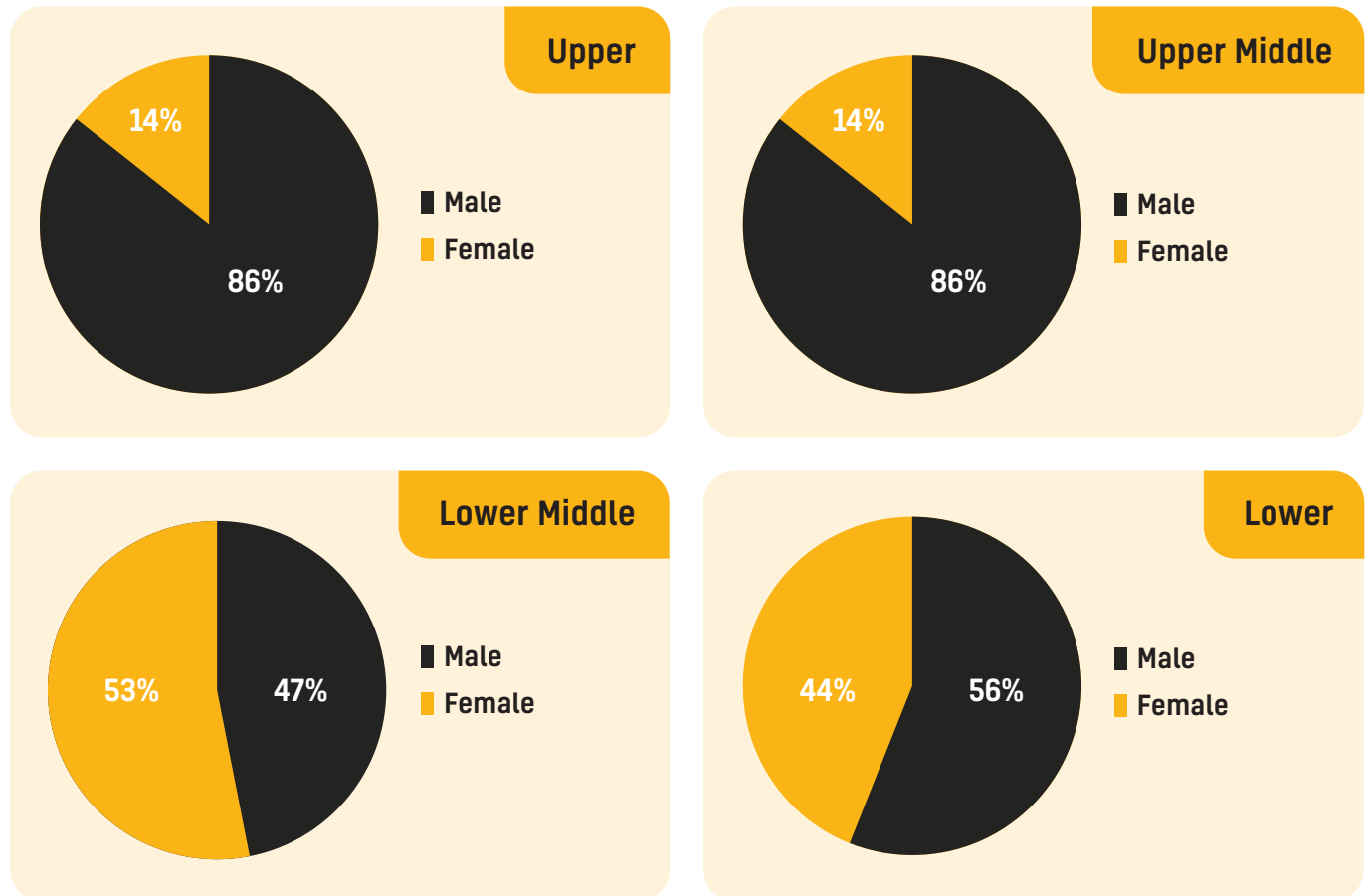


The requirement to calculate the gender bonus gap based on actual bonuses paid without adjustment for part time working materially affects the bonus gap.



Quartile Split

As part of gender pay gap reporting we split colleagues in to four groups 'quartiles' by hourly rate.



At EnviroVent our gender pay gap is not caused by unequal pay for women but by the impact of a higher percentage of men undertaking Sales and Installer positions where market rate dictates higher salaries and performance is measured in a quantitative way which means a bonus related reward scheme.

We are confident that men and women are paid equally for doing equivalent jobs across our business. However, we are keen to ensure that all of our roles are attractive to as wide a pool as possible internally and externally and will address this through the ambitions in our people strategy.

I confirm that the gender pay gap information provided in this report is accurate.

Signed: **Rachael Tranter** (Head Of People)