

envirovent®

ENERGISAVA® 200
USER GUIDE FOR RESIDENT



Whole House Heat Recovery System

What is it and why is it there?

The energiSava® 200 is a centralised heat recovery fan unit that continuously removes stale, moist air from your bathroom, kitchen, WC and replaces it with fresh, filtered air through circular valves mounted in your ceiling and into your living room areas.

The unit also helps to maintain good thermal comfort; ventilation airflows help heat to mix from different sources, so it circulates throughout your home, especially from the central heating system during cold periods.

How will it help?

It will help prevent the build-up of moisture in the house, remove steam/condensation and odours during bathing and cooking, help prevent black mould forming on the walls, behind cupboards etc. It will also help minimise the dampness that you can get in your cupboards and wardrobes, on your clothes and furnishings, caused by poor ventilation. It provides continuous, all year round ideal indoor air quality.

How do I control it?

The system operates continuously 24 hours a day at a low rate known as 'trickle', to ensure your home is ventilated at the appropriate level. You can send the system into a either 'boost' or 'third speed' in a number of ways to rapidly remove excess moisture or odours. Your unit will automatically control the humidity levels in the home quietly and efficiently.

Remote Control Versions

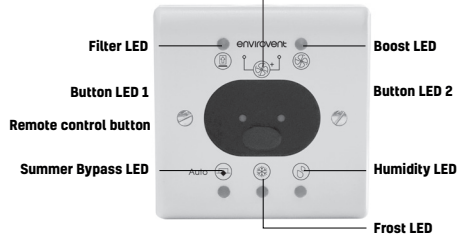
Press the button once to see the current status of your unit and again to boost the unit. The boost LED will light and the unit will go to boost for 20 minutes. To turn boost off, press the button to wake up the unit and again to turn boost off. If speed

three is required, press the button to wake up the unit, press again and once more. The top two LEDs will then become solid. Pressing the button to wake up the unit before pressing again will deactivate speed three. When the battery requires changing, unscrew the switch front cover. The battery is located on the back of the cover. Battery type - 3V Lithium, CR2032.

For further information, see the installation guide

Remote Control

Third speed indicator (when both filter & boost LED buttons illuminate)



Note: All flash indicates a unit fault

APP Control Versions

See the separate App instruction booklet. App controlled units allow a large degree of control over the unit via a smart device. For SSID and password information, see the back page of the installation guide, or underside of unit.

Do not permanently turn off the mechanical ventilation systems or block permanent vents. If you feel drafts when the system is running, first check if boost or third speed mode has been turned on, and if needed change this back to normal mode. If you permanently turn off mechanical ventilation systems, your home will be poorly ventilated, causing high humidity and an increase in other indoor air pollutants. Turning off the unit may also damage the system and invalidate the warranty.

Summer bypass

This feature is included as standard and helps to reduce the air temperature coming into the dwelling during the warmer periods. It is an automatic function and operates when the supply air temperature to the property is above 25°C, reducing the warming of incoming air (from outdoors) by the extracted indoor air.

Staying cool in hot weather

Public Health England cautions that prolonged periods of extremely hot weather pose serious health risks. For guidance about this, please consult the following website, which includes advice on protecting yourself and your dependents: <https://www.gov.uk/government/publications/heatwave-plan-for-england>

Annual Running Costs

Please scan our QR code to see the annual running costs of this product.



Or visit: envirovent.com/annual-running-costs

During normal operation, the MVHR unit warms up the outdoor air supplied to the indoors using the warm air extracted from your home. This means the central heating system does not need to supply this part of the overall heating needed for your home, which is likely to decrease your total energy costs compared to other types of ventilation systems.

Warranty

The EnviroVent energiSava200 units are covered by a parts only 2-year warranty. Please note that conditions and exclusions apply to the warranty which can be found at www.envirovent.com/warranty

Maintenance

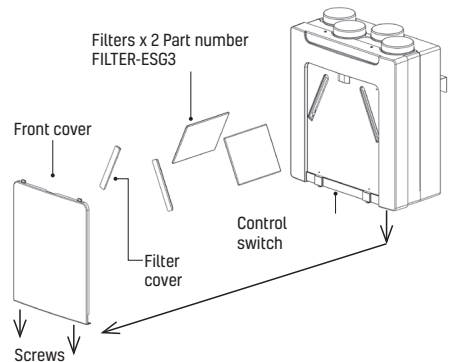
EnviroVent recommend that filters are checked regularly and replaced as required. The unit should be isolated from the mains when replacing or cleaning filters. Areas with high particulate rade filters will become clogged quicker and will need replacing more frequently. Spare and replacement filters must be genuine EnviroVent parts.

Failure to maintain the unit as recommended may breach the terms of the warranty. See full warranty terms and conditions for further information.

How to Change the Filter:

- Isolate the unit from the mains supply.
- Remove the front cover.
- Remove the filter caps, replace both filters then reinsert filter caps.
- Engage the mains supply then reset the filter indication by pressing the minus button for 10 seconds.

Call EnviroVent on **01423 810 810** - Filter part code is **FILTER-ESG3**.




Service

EnviroVent recommend that all units are serviced annually to maintain optimal performance, if you would like a service or more information, please contact us on 01423 810 810.

Safety

You do not need to remove the covers from the unit, any repair work should be carried out by a qualified person to avoid hazard. If the supply cord is damaged, it must be replaced by the manufacturer, service agent, or similarly qualified person.

 **Emergency shutdown details - Unit to be isolated from the mains by turning it off at the isolating switch.**

envirovent®

Leading Manufacturer & Supplier of
Innovative & Sustainable Ventilation Systems

EnviroVent Ltd
Harrogate West Business Park
Unit 1 Bardner Bank
Killinghall
Harrogate
HG3 2SP

T / 01423 810 810
E / info@envirovent.com
W / envirovent.com



**For additional information,
see the installation guide.**

E&OE | MKT ENV315 - V14 - 02.12.25

Due to our policy of continuous innovation and improvement EnviroVent reserves the right to alter products specification and appearance without notice.

We want to hear from you

Your feedback is important to us as we strive to improve our products, services, and overall customer experience. Please email us to help us serve you better: feedback@envirovent.com