envirovent®
because your air matters

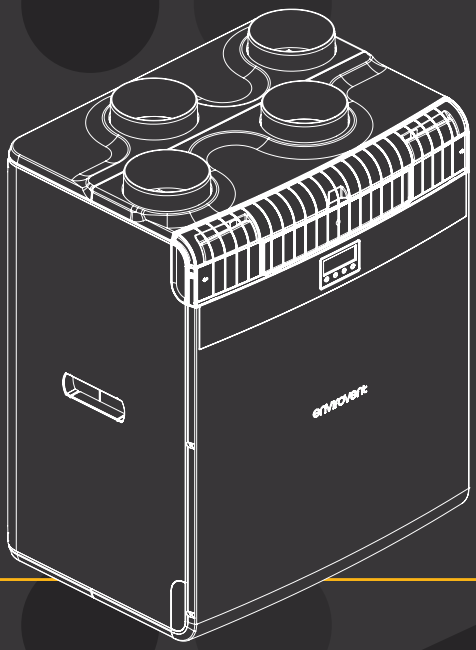

luma® plus

USER RESIDENT GUIDE

USER RESIDENT GUIDE

Whole House Heat Recovery System

What is it and why is it there?

The luma® plus is a centralised heat recovery unit that continuously removes stale moist air from all of the wet rooms (such as kitchen, bathroom, WC) while supplying filtered air into the habitable rooms (such as bedrooms, living and dining rooms) and recovering some of the heat from the extracted air, helping reduce heating demand.

The unit also helps to maintain good thermal comfort; continuous ventilation help heat to mix from different sources, so it circulates throughout your home, especially from the central heating system during cold periods.

How will it help?

It will help prevent the build-up of moisture in the house, remove steam/ condensation and odours during bathing and cooking, help prevent black mould forming on the walls, behind cupboards etc.

It will also help minimise the dampness that you can get in your cupboards and wardrobes, on your clothes and furnishings, caused by poor ventilation. It provides continuous, year round, good indoor air quality thanks to the internal filtration.

How do I control it?

The system operates continuously 24 hours a day at a low rate known as 'trickle', to ensure your home is ventilated at the appropriate level. You can send the system into a either 'boost' or 'third speed' in a number of ways to rapidly remove excess moisture or odours.
Your unit will automatically control the humidity levels in the home quietly and efficiently.

Remote Control Versions

Press the button to wake the remote control, this will show a solid LED for the current unit state. Press the button again, the will light up red. After 2 seconds the unit will enter boost mode for 20 minutes then automatically return to trickle mode.To deactivate the boost mode, repeat this sequence again.The will light up green.

If speed three is required, press the button to wake the unit up. Press and hold the button. The fan symbol will light up yellow. After 2 seconds the unit will enter speed three for up to 8 hours. After the button is pressed to wake the unit up, a short press of the button again will deactivate speed three.
The will light up green.

When the remote control battery needs to be replaced, gently press on the release tab on the rear of the switch and then lift the rear cover. The battery is located on the back of the switch. Battery type - 3V Lithium, CR2032.

For further information, see the installation guide

SCAN ME

Remote Control

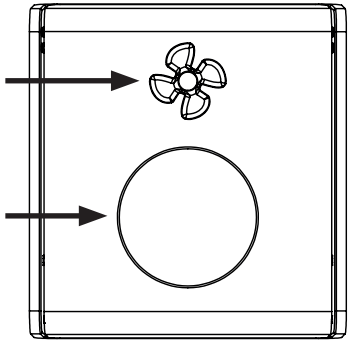

Green = Trickle Red = Boost
Yellow = Speed three

Do not turn off luma® plus or close the supply and extract vents (or similar) within the property. If you feel drafts when the system is running, first check if boost or speed three has been turned on, and if needed change this back to normal mode.
If you permanently turn off luma® plus, your home will be poorly ventilated, causing high humidity and an increase in other indoor air pollutants.
Turning off the unit may also damage the system and invalidate the warranty.

Summer bypass

This feature is included as standard and helps to reduce potential overheating in warmer periods. It is an automatic function and operates when the supply air temperature to the property is above 25ºC, reducing the warming of incoming air (from outdoors) by the extracted indoor air.

Staying cool in hot weather

Public Health England cautions that prolonged periods of extremely hot weather pose serious health risks. For guidance about this, please consult the following website, which includes advice on protecting yourself and your dependents: https://www.gov.uk/government/publications/heatwave-plan-for-england

How does it work?

During normal operation, in the colder months or heating season, the MVHR unit warms up the outdoor air supplied to the indoors using the warm air extracted from your home. This means the central heating system does not need to work as hard to heat the home, which is likely to decrease your total energy costs compared to other types of ventilation systems.

Annual Running Costs

Please scan our QR code to see the annual running costs of this product.

Or visit: envirovent.com/annual-running-costs

Warranty

The envirovent luma® plus is covered by a full 5-year warranty.

You will find the terms of the warranty in the installation guide.

- ***DO NOT switch off the unit - The unit is set to run continuously 24 hours a day, 7 days a week.***

- ***DO NOT adjust or block the ceiling valves - The valves are set to allow a certain amount of air through and should not be adjusted.***

Maintenance

More detailed instructions for maintenance are included in the Installation Guide.

Download your installation Guide here

SCAN ME

Maintenance checks:

These simple actions will help to ensure energy use is kept to a minimum and systems operate effectively.

- Ensure that there is a sufficient amount of air flowing through each of the supply diffusers in the system and that stale, moist air is extracting from the wet rooms.

- This Mechanical Ventilation with Heat Recovery (MVHR) systems include filters that must be inspected regularly and replaced as required.

- If the filters are not changed regularly they will become blocked which will result in poor ventilation, increased electricity use and noise, and may shorten the life of the motors installed in the MVHR system. This may also invalidate the warranty.

Recommended maintenance schedule:

- Isolate the unit from the mains supply.
- Remove the filter cover, then remove the old filters, replace with new filters then reinsert filter cover.
- Engage the mains supply, then navigate to the **Reset** section of the on-unit controller menu. Reset the filter countdown option to the desired length of time.
- Filter change indication duration is factory set to 12 months.

To order a replacement filter, check the correct grading/code and contact envirovent.

Not maintaining the filters during the life of the product can invalidate the warranty.

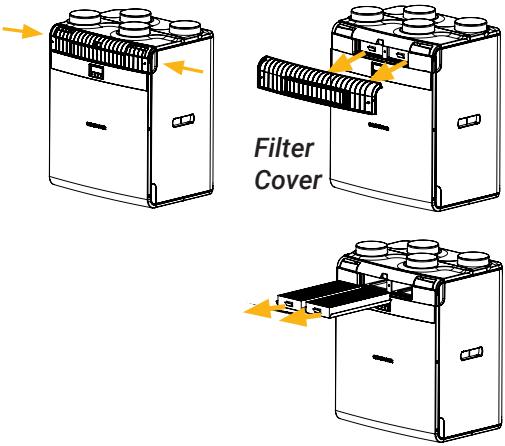

We want to hear from you

Your feedback is important to us as we strive to improve our products, services, and overall customer experience.

Please email us to help us serve you better: feedback@envirovent.com

Service

The unit should be serviced every year by envirovent, a maintenance company or other competent person. This would include filter checks and replacements, airflow and ducting checks and a condensate drain check.
Any worn-out components can then be replaced and old parts recycled where possible.

Safety

You do not need to remove the covers from the unit, any repair work should be carried out by a qualified person to avoid hazards. If the supply cord is damaged, it must be replaced by the manufacturer, service agent, or similarly qualified person.

⚠ Emergency shutdown details - Unit to be isolated from the mains by turning it off at the isolating switch.



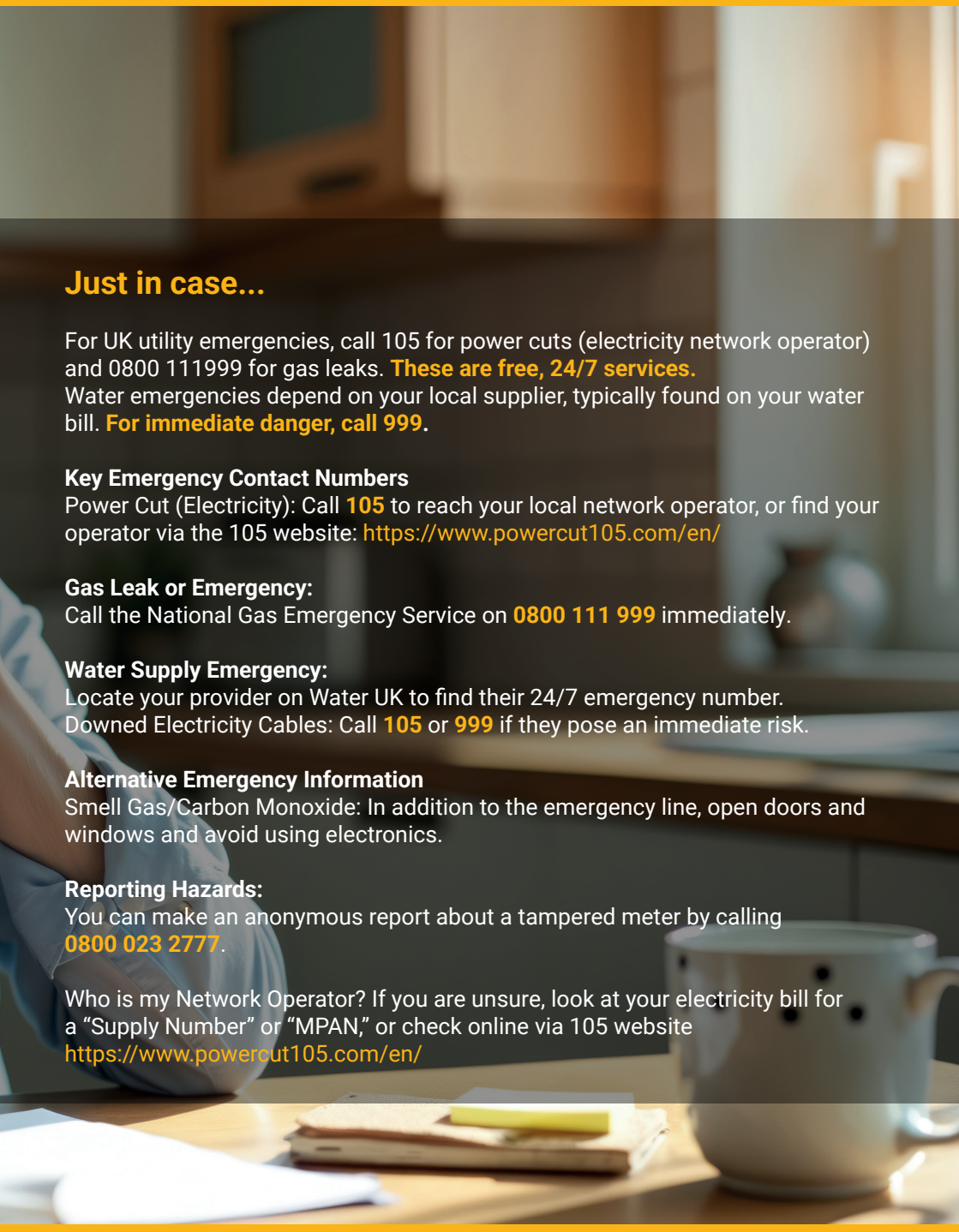

Just in case...

For UK utility emergencies, call 105 for power cuts (electricity network operator) and 0800 111999 for gas leaks. **These are free, 24/7 services.**
Water emergencies depend on your local supplier, typically found on your water bill. **For immediate danger, call 999.**

Key Emergency Contact Numbers
Power Cut (Electricity): Call **105** to reach your local network operator, or find your operator via the 105 website: https://www.powercut105.com/en/

Gas Leak or Emergency:
Call the National Gas Emergency Service on **0800 111 999** immediately.

Water Supply Emergency:
Locate your provider on Water UK to find their 24/7 emergency number.
Downed Electricity Cables: Call **105** or **999** if they pose an immediate risk.

Alternative Emergency Information
Smell Gas/Carbon Monoxide: In addition to the emergency line, open doors and windows and avoid using electronics.

Reporting Hazards:
You can make an anonymous report about a tampered meter by calling **0800 023 2777**.

Who is my Network Operator? If you are unsure, look at your electricity bill for a “Supply Number” or “MPAN,” or check online via 105 website https://www.powercut105.com/en/

USE FOR FUTURE REFERENCE
DO NOT THROW AWAY

USERGUIDE-LUMAP

envirovent
because your air matters

envirovent Ltd, Harrogate West Business Park, Unit 1 Bardner Bank, Killinghall Harrogate HG3 2SP.

T / 01423 810 810
E / info@envirovent.com
W / envirovent.com

E&OE | MKT ENV1678_V6_02.11.26
Due to our policy of continuous innovation and improvement envirovent reserves the right to alter products specification and appearance without notice.