

## TECHNICAL DATA SHEET

### EnergiSava 300B | High Efficiency Whole House Heat Recovery System

A



#### KEY FEATURES

- ✓ Adjustable air flow rates
- ✓ Filter indication on the appliance and the possibility for filter indication on the multiple switch
- ✓ Frost protection
- ✓ Low sound level
- ✓ Automatic bypass valve as standard
- ✓ Low energy consumption
- ✓ Left or right-hand configurations
- ✓ High efficiency heat recovery

#### PRODUCT

The energiSava® 300B is a ventilation unit with heat recovery with a high efficiency and low-energy fans.


#### APPLICATION SUITABILITY

The energiSava® 300B is ideal for residential properties to provide a constant supply of clean, tempered air and maintain stable humidity levels. The unit shall be supplied with a standard length of fixed wiring for connection to a 230V supply, with connections for the 4-way control switch on the outside of the appliance.

#### PERFORMANCE

Ventilation capacity at 150Pa (m³/h)	Rated power at 70% of the max appliance capacity (W)
300	40W at 210 m³/h & 50 Pa

#### FAN SETTINGS

Factory Setting		1	2	3
Ventilation capacity (m³/h)	15%	25%	48%	68%

#### SOUND POWER

Ventilation capacity (m³/h)		90		150		210		300	
Sound power level L <sub>w</sub> (A)	Static pressure (Pa)	50	100	50	100	50	100	50	100
	Case breakout dB(A)	30	33	38	38	44	46	50	52
	Inlet noise dB(A)	33	34	39	42	45	46	54	54
	Outlet noise dB(A)	44	47	52	55	60	60	67	67

In practice, the value may deviate 1 dB(A) as a result of measuring tolerances

#### VERSIONS

Type	Version L/R	Position Air Ducts	Code
energiSava 300B	Left-Handed	4 top connections	ESAVA300B-L
	Right-Handed	4 top connections	ESAVA300B

#### PRODUCT CHARACTERISTICS DATABASE (PCDB)

Exhaust Terminal Configuration	Specific Fan Power (W/l/s)	Heat Recovery Efficiency (%)
Kitchen + 1 wet room	0.66	89
Kitchen + 2 wet rooms	0.62	87
Kitchen + 3 wet rooms	0.66	86
Kitchen + 4 wet rooms	0.74	85
Kitchen + 5 wet rooms	0.86	84
Kitchen + 6 wet rooms	1.04	83
Kitchen + 7 wet rooms	1.21	83

SAP 2012

# TECHNICAL DATA SHEET

## EnergiSava 300B | High Efficiency Whole House Heat Recovery System

### CONTROLS

The unit shall be commissioned using the display sited on the top of the ventilation unit and controlled with either a 4-way switch with filter indication (one supplied as standard), or an optional wireless remote control. In addition, the optional relative humidity sensor may be fitted.

### MOTOR

The unit shall incorporate a high efficiency EC motor technology to provide the lowest possible SFP and unit running costs designed to operate continuously at a pre-set 'background' rate.

### FAN

The unit includes centrifugal backward curved fans.

### HEAT EXCHANGE CELL

The heat exchange cell shall be high efficiency counter flow cell.

### SUMMER BYPASS & FROST PROTECTION

The unit shall incorporate a 100% mechanical summer bypass. The bypass contributes to an improved comfort level in summer and is controlled automatically by measuring indoor and outdoor temperatures. The frost protection ensures that even at low outdoor temperatures the appliance's performance remains optimal.

### FILTRATION

The unit shall incorporate 2 x ISO Coarse 45% (G3) filters with the option of an ePM1 50% (F7) supply filter.

### SERVICING / MAINTENANCE

Supply and extract filters are accessed by removing the filter covers on the front face of the unit and should be inspected annually. The unit shall incorporate a heat exchange cell and shall not require any maintenance within five years.

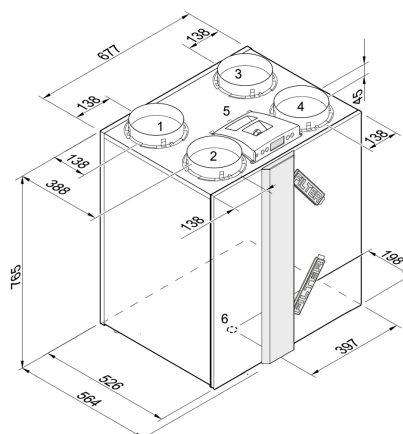
### WARRANTY

The unit shall be covered by a 2 year warranty on parts and 5 years on the heat exchanger subject to the specified maintenance and servicing.

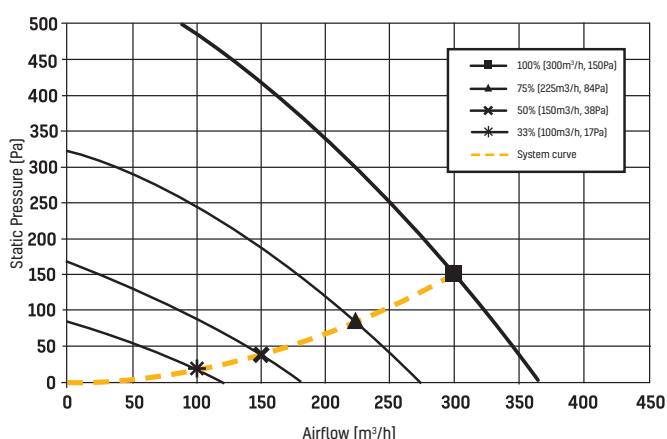
### INSTALLATION

Full installation guide shall be enclosed with all products, or sent separately in advance if required. The unit shall be capable of being wall mounted with the supplied wall mounted suspension kit. The unit shall be suitable for installation in a utility room or cupboard space. The unit shall incorporate the intelligent digital display panel for ease of commissioning. The unit shall incorporate  $\varnothing 160$ mm extract and supply spigots ( $\varnothing 150$  internal).

### SIZE



### PERFORMANCE CURVE



### TECHNICAL SPECIFICATIONS

Ventilation capacity at 150 Pa [m³/h]	300
Supply Voltage [V/Hz]	230/50
Dimensions / Duct Connection (mm)	$\varnothing 160$ [ $\varnothing 150$ internal]
Weight	38Kg
Heat Recovery Efficiency (ErP)	86%
Protection Degree	IP30
Standard bypass	✓
Connections provisions for humidity sensor	✓

A full Consultant Specification can be sent on request.